

D'Vine Whimsy© C and D UNITS: (all sizes)

1. Sew (1) 2 ½" x 2 ½" color 6 square to (1) 2 ½" x 4 ½" color 2 rectangle for (1) C1 Unit. Press seam towards darker color. **Make 12 – Please download and read the corrections page for C & D cutting changes.**



+



=



(1) Color 6 square

(1) Color 2 rectangle

(1) C1 Unit

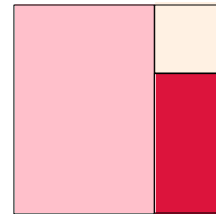
2. Sew (1) C1 Unit to long Right Edge of (1) 4 ½" x 6 ½" color 8 rectangle for (1) C Unit. **Make 12.**



+



=



(1) Color 8 rectangle

(1) C1 Unit

(1) C Unit

D Units: All Sizes

1. Sew (1) 2 ½" x 2 ½" color 2 square to (1) 2 ½" x 4 ½" color 6 rectangle for (1) D1 Unit. Press seam towards darker color. **Make 9**



+



=




(1) Color 2 square

(1) Color 6 rectangle

(1) D1 Unit


2. Sew (1) D1 Unit to long Right Edge of (1) 4 ½" x 6 ½" color 8 rectangle for (1) D Unit. **Make 9.**



+



=



(1) Color 8 rectangle

(1) D1 Unit

(1) D Unit